

**JULY 2023**

**INMATE PROGRAMS**

ADCRR assesses recidivism risk and programming needs during intake. Assessment results, along with sentence structure are used to prioritize inmate programmatic goals and placement.

*These figures represent a snapshot in time and do not include inmates who have already completed the programs.*

Program Enrollment	Sub-Total	TOTAL
ADCRR Education		<b>4,104</b>
Functional Literacy	1,510	
High School Equivalency	1,412	
Special Education	46	
Career & Technical Education	1,136	
Tablet Based College		<b>545</b>
Addiction Treatment *		<b>649</b>
Sex Offender Treatment		<b>218</b>
Self-Improvement		<b>2,723</b>
Work Programs		<b>18,020</b>
Arizona Correctional Industries		
· Labor Contracts	832	
· Owned & Operated	613	
Intergovernmental Agreements	1,278	
Work Incentive Pay Program	15,297	
<b>Total Program Enrollments **</b>		<b>26,259</b>

*\*83.0% of inmates assessed at intake have significant substance abuse histories. \*\*Inmates may be enrolled in more than one program.*

**INMATE COMMUNITY RESTITUTION**

AZ COMMUNITY PROJECTS	This Month	FY YTD
Fire Crew Hours	26,571	26,571
Public Sector Work Crew Hours	93,457	93,457
ADOT Crews Hours	14,513	14,513

**AZ CRIME VICTIMS**

Court Ordered Restitution Collected	\$129,973	\$129,973
Victims' Compensation Collected	\$11,802	\$11,802
Victim Notifications of Release	98	98

**INMATE HEALTH SERVICES**

Hospital Admissions.....	197	
Inmates With: HIV...268	Active TB...0	Hepatitis C...6,079
Inmates Requiring Ongoing Mental Health Services.....	5,381	

**INMATE CONDUCT / INMATE GRIEVANCES**

Inmate / Inmate Assaults.....	33	Inmate Grievances.....	606
Inmate / Staff Assault.....	10 - (16 Pending decision)		
Assaults per 1000 Inmates.....	0.292 - (Closed cases only)		

**JULY 2023**

**INMATE COMMITMENT OFFENSES**

OFFENSE	US Citizens	Crim. Aliens	TOTAL	%
Arson	153	9	162	0.5%
Assault	4,583	188	4,771	13.9%
Auto Theft	1,716	31	1,747	5.1%
Burglary/Criminal Trespass	1,649	39	1,688	4.9%
Child/Adult Abuse	286	17	303	0.9%
Child Molestation	1,116	262	1,378	4.0%
Criminal Damage	124	5	129	0.4%
Domestic Violence	143	1	144	0.4%
Drug Possession (All)	1,657	20	1,677	4.9%
<i>Marijuana Only</i>	10	1	11	0.0%
Drug Sales/Trafficking	3,636	580	4,216	12.3%
DUI	970	90	1,060	3.1%
Escape	88	1	89	0.3%
Forgery	151	5	156	0.5%
Fraud	151	5	156	0.5%
Identity Theft	218	3	221	0.6%
Kidnapping	992	152	1,144	3.3%
Manslaughter/Neg. Homicide	813	55	868	2.5%
Murder	3,032	348	3,380	9.9%
Other	1,437	70	1,507	4.4%
Rape/Sexual Assault	482	61	543	1.6%
Robbery	2,839	127	2,966	8.7%
Sex Offense	2,790	330	3,120	9.1%
Theft	525	6	531	1.6%
Trafficking in Stolen Property	332	4	336	1.0%
Weapons Offense	1,892	40	1,932	5.6%
<b>TOTAL</b>	<b>31,785</b>	<b>2,450</b>	<b>34,235</b>	<b>100.0%</b>
<b>%</b>	<b>92.8%</b>	<b>7.2%</b>		<b>100.0%</b>

**INMATE CRIMINAL HISTORY**

	US Citizens	Crim. Aliens	TOTAL	%
Violent Offenders *	22,877	1,692	24,569	71.8%
· <i>Current</i>	19,583	1,640	21,223	62.0%
· <i>Historical</i>	3,294	52	3,346	9.8%
Non-Violent Offenders	8,908	758	9,666	28.2%
<b>TOTAL</b>	<b>31,785</b>	<b>2,450</b>	<b>34,235</b>	<b>100.0%</b>

\* Total Violent Offenders; includes offenders of a non-violent statute who have used a weapon or caused an injury

	US Citizens	Crim. Aliens	TOTAL	%
Prior ADCRR Prison Term	16,571	368	16,939	49.5%
First ADCRR Prison Term	15,214	2,082	17,296	50.5%
<b>TOTAL</b>	<b>31,785</b>	<b>2,450</b>	<b>34,235</b>	<b>100.0%</b>

**The Arizona Department of Corrections Rehabilitation and Reentry**

**Ryan Thornell, Ph.D.**  
**Director**

**CORRECTIONS AT A GLANCE**



**JULY 2023**

This report contains preliminary statistics as of the end of the month. Changes/updates will be posted on the ADCRR website. Please refer to the online reports for the most current data.

**For further information, contact:**  
Arizona Department of Corrections  
Rehabilitation and Reentry  
701 East Jefferson Street  
Phoenix, Arizona 85034  
602-542-5497  
<https://corrections.az.gov>

This document is available in alternative formats by contacting Central Office Public Access: 602-542-5886

**ADCRR CENSUS**

\*OP CAP: Operating Capacity Beds = Rated Beds + Temporary Beds

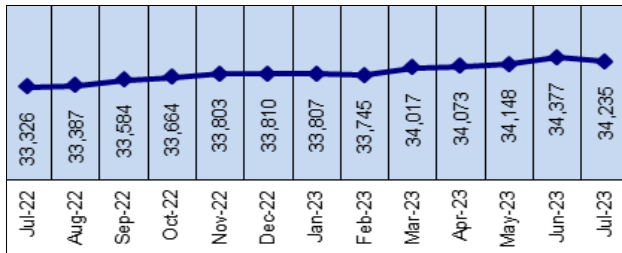
FACILITY	RATED	TEMP	OP CAP*	POP
<b>MALE - STATE</b>				
ASPC-Douglas	1,805	140	1,945	1,494
ASPC-Eyman	4,493	2,211	6,704	4,317
ASPC-Phoenix	552	213	765	558
ASPC-Lewis	5,093	879	5,972	3,269
ASPC-Safford	1,703	160	1,863	1,755
ASPC-Tucson	4,600	582	5,182	4,584
ASPC-Winslow	1,626	0	1,626	883
ASPC-Yuma	4,350	340	4,690	4,241
<b>STATE TOTAL</b>	<b>24,222</b>	<b>4,525</b>	<b>28,747</b>	<b>21,101</b>
<b>PRIVATE TOTAL</b>	<b>10,606</b>	<b>562</b>	<b>11,168</b>	<b>9,982</b>
<b>MALE - TOTAL</b>	<b>34,828</b>	<b>5,087</b>	<b>39,915</b>	<b>31,083</b>
<b>FEMALE - STATE</b>				
ASPC-Douglas	100	0	100	0
ASPC-Lewis	11	0	11	0
ASPC-Perryville	4,214	129	4,343	3,152
<b>FEMALE -TOTAL</b>	<b>4,325</b>	<b>129</b>	<b>4,454</b>	<b>3,152</b>
<b>PRISON TOTAL</b>	<b>39,153</b>	<b>5,216</b>	<b>44,369</b>	<b>34,235</b>
<b>COMMUNITY SUPERVISION OFFENDERS</b>				<b>5,315</b>
<b>ADCRR TOTAL</b>				<b>39,550</b>

**INMATE BED CAPACITY & POPULATION DETAIL**

CATEGORY	MALE	FEMALE	TOTAL
Operating Capacity Beds	39,915	4,454	44,369
Inmate Population	31,083	3,152	34,235
Temporary Beds	5,087	129	5,216
Actual Bed Surplus / (Deficit)	3,745	1,173	4,918
Month's Admissions	884	165	1,049
Month's Releases	1,006	185	1,191
Month's Growth	(122)	(20)	(142)

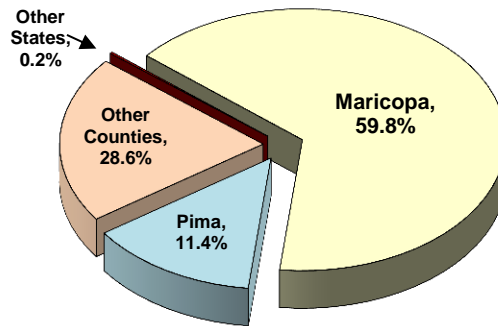
(\*Releasees Served an Average of 33 months)

**MONTHLY POPULATION CHANGE**

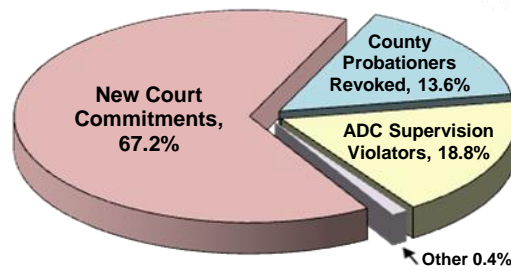


Snap-shot of Population on Last Day of Each Month

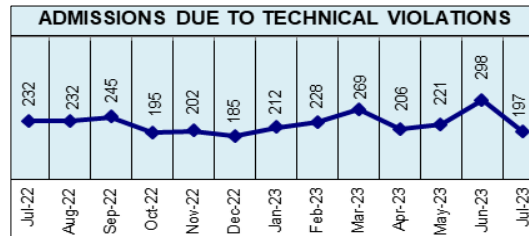
**COMMITTED POPULATION BY COUNTY OF CONVICTION**



**ADCRR HAS ADMITTED 1,049 INMATES FY 2024 YEAR TO DATE**



**ADCRR HAS RELEASED 1,191 INMATES FY 2024 YEAR TO DATE**



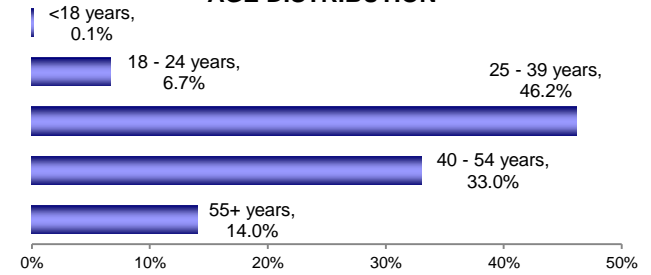
**SPECIAL POPULATION GROUPS**

SENTENCE TYPE	MALE	FEMALE	TOTAL
Death Row	109	3	112
Minors	28	0	28
Veterans	1,596	20	1,616

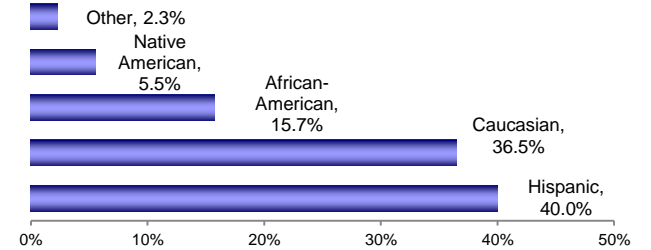
**CITIZENSHIP / GENDER DISTRIBUTION**

	MALE	FEMALE	TOTAL	%
US Citizens	28,696	3,089	31,785	92.8%
Crim Aliens	2,387	63	2,450	7.2%
<b>TOTAL</b>	<b>31,083</b>	<b>3,152</b>	<b>34,235</b>	<b>100.0%</b>
%	90.8%	9.2%		100.0%

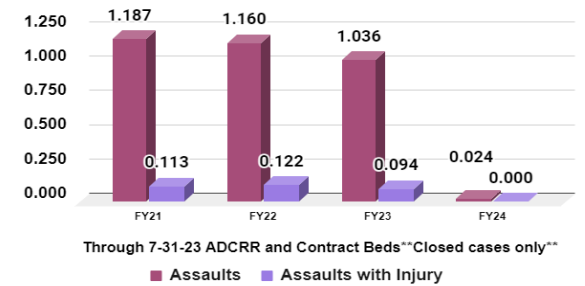
**AGE DISTRIBUTION**



**ETHNIC DISTRIBUTION**

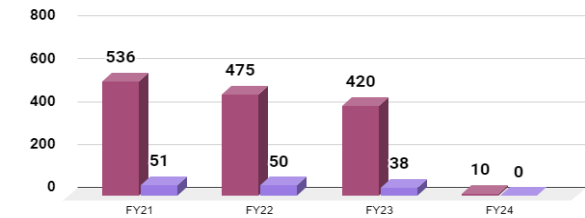


**TOTAL STAFF ASSAULTED PER 1000 INMATES**



Through 7-31-23 ADCRR and Contract Beds\*\*Closed cases only\*\*

**TOTAL STAFF ASSAULTED**



Through 7-31-23 ADCRR and Contract Beds\*\*Closed cases only\*\*

<b>ADCRR CONSTITUENT CONTACTS</b>	1,602
<b>ADCRR PERSONNEL ON MILITARY LEAVE</b>	67
<b>ADCRR PERSONNEL ON MILITARY STANDBY</b>	29