

DECEMBER 2023

INMATE PROGRAMS

ADCRR assesses recidivism risk and programming needs during intake. Assessment results, along with sentence structure are used to prioritize inmate programmatic goals and placement.

These figures represent a snapshot in time and do not include inmates who have already completed the programs.

Program Enrollment	Sub-Total	TOTAL
ADCRR Education		4,141
Functional Literacy	1,611	
High School Equivalency	1,472	
Special Education	53	
Career & Technical Education	1,005	
Tablet Based College		420
Addiction Treatment *		366
Sex Offender Treatment		148
Self-Improvement		2,360
Work Programs		17,872
Arizona Correctional Industries		
· Labor Contracts	806	
· Owned & Operated	584	
Intergovernmental Agreements	1,122	
Work Incentive Pay Program	15,360	
Total Program Enrollments **		25,307

**82.8% of inmates assessed at intake have significant substance abuse histories. **Inmates may be enrolled in more than one program.*

INMATE COMMUNITY RESTITUTION

AZ COMMUNITY PROJECTS	This Month	FY YTD
Fire Crew Hours	8,943	122,573
Public Sector Work Crew Hours	71,622	532,426
ADOT Crews Hours	9,953	69,899

AZ CRIME VICTIMS

Court Ordered Restitution Collected	\$156,591	\$851,020
Victims' Compensation Collected	\$9,742	\$72,623
Victim Notifications of Release	114	557

INMATE HEALTH SERVICES

Hospital Admissions.....	194
Inmates With: HIV...280 Active TB...0 Hepatitis C...5,827	
Inmates Requiring Ongoing Mental Health Services.....	4,807

INMATE CONDUCT / INMATE GRIEVANCES

Inmate / Inmate Assaults.....46	Inmate Grievances.....432
Inmate / Staff Assault.....10 - (19 Pending decision)	
Assaults per 1000 Inmates.....0.291 - (Closed cases only)	

DECEMBER 2023

INMATE COMMITMENT OFFENSES

OFFENSE	US Citizens	Crim. Aliens	TOTAL	%
Arson	154	9	163	0.5%
Assault	4,663	182	4,845	14.1%
Auto Theft	1,678	28	1,706	5.0%
Burglary/Criminal Trespass	1,539	37	1,576	4.6%
Child/Adult Abuse	270	16	286	0.8%
Child Molestation	1,114	257	1,371	4.0%
Criminal Damage	115	9	124	0.4%
Domestic Violence	129	-	129	0.4%
Drug Possession	1,699	25	1,724	5.0%
<i>Marijuana Only</i>	7	1	8	0.0%
Drug Sales/Trafficking	3,721	603	4,324	12.6%
DUI	989	82	1,071	3.1%
Escape	96	2	98	0.3%
Forgery	144	4	148	0.4%
Fraud	145	4	149	0.4%
Identity Theft	204	3	207	0.6%
Kidnapping	991	144	1,135	3.3%
Manslaughter/Neg. Homicide	850	55	905	2.6%
Murder	3,062	341	3,403	9.9%
Other	1,432	64	1,496	4.3%
Rape/Sexual Assault	488	66	554	1.6%
Robbery	2,796	117	2,913	8.5%
Sex Offense	2,847	331	3,178	9.2%
Theft	538	6	544	1.6%
Trafficking in Stolen Property	320	4	324	0.9%
Weapons Offense	2,004	37	2,041	5.9%
TOTAL	31,995	2,427	34,422	100.0%
%	92.9%	7.1%		100.0%

INMATE CRIMINAL HISTORY

	US Citizens	Crim. Aliens	TOTAL	%
Violent Offenders *	23,040	1,652	24,692	71.7%
· <i>Current</i>	19,667	1,604	21,271	61.8%
· <i>Historical</i>	3,373	48	3,421	9.9%
Non-Violent Offenders	8,955	775	9,730	28.3%
TOTAL	31,995	2,427	34,422	100.0%

* Total Violent Offenders; includes offenders of a non-violent statute who have used a weapon or caused an injury

	US Citizens	Crim. Aliens	TOTAL	%
Prior ADCRR Prison Term	16,604	355	16,959	49.3%
First ADCRR Prison Term	15,391	2,072	17,463	50.7%
TOTAL	31,995	2,427	34,422	100.0%

The Arizona Department of Corrections Rehabilitation and Reentry

**Ryan Thornell, Ph.D.
Director**

**CORRECTIONS
AT A
GLANCE**



DECEMBER 2023

This report contains preliminary statistics as of the end of the month. Changes/updates will be posted on the ADCRR website. Please refer to the online reports for the most current data.

For further information, contact:

Arizona Department of Corrections
Rehabilitation and Reentry
701 East Jefferson Street
Phoenix, Arizona 85034
602-542-5497

<https://corrections.az.gov>

This document is available in alternative formats by contacting the Public Records office: 602-542-5886

ADCRR CENSUS

*OP CAP: Operating Capacity Beds = Rated Beds + Temporary Beds

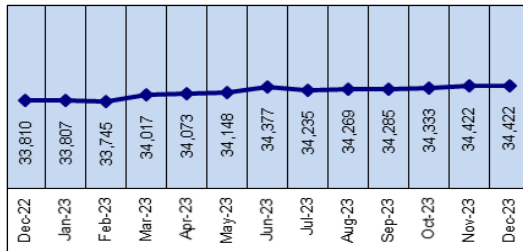
FACILITY	RATED	TEMP	OP CAP*	POP
MALE - STATE				
ASPC-Douglas	1,805	140	1,945	1,473
ASPC-Eyman	4,493	2,211	6,704	3,711
ASPC-Phoenix	552	213	765	528
ASPC-Lewis	5,093	879	5,972	4,034
ASPC-Safford	1,703	160	1,863	1,756
ASPC-Tucson	4,540	582	5,122	4,625
ASPC-Winslow	1,626	0	1,626	884
ASPC-Yuma	4,350	340	4,690	4,405
STATE TOTAL	24,162	4,525	28,687	21,416
PRIVATE TOTAL	10,606	562	11,168	9,842
MALE - TOTAL	34,768	5,087	39,855	31,258
FEMALE - STATE				
ASPC-Douglas	100	0	100	0
ASPC-Lewis	11	0	11	0
ASPC-Perryville	4,214	129	4,343	3,164
FEMALE -TOTAL	4,325	129	4,454	3,164
PRISON TOTAL	39,093	5,216	44,309	34,422
COMMUNITY SUPERVISION OFFENDERS				5,287
ADCRR TOTAL				39,709

INMATE BED CAPACITY & POPULATION DETAIL

CATEGORY	MALE	FEMALE	TOTAL
Operating Capacity Beds	39,755	4,454	44,209
Inmate Population	31,258	3,164	34,422
Temporary Beds	5,087	129	5,216
Actual Bed Surplus / (Deficit)	3,410	1,161	4,571
Month's Admissions	1,041	191	1,232
Month's Releases	1,046	186	1,232
Month's Growth	(5)	5	-

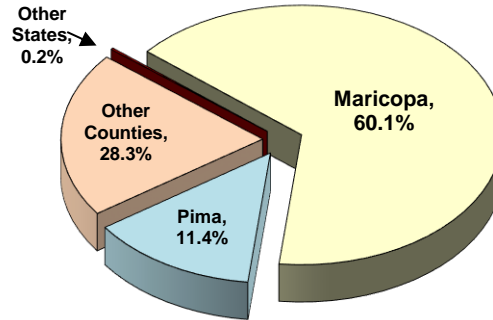
(*Releasees Served an Average of 31 months)

MONTHLY POPULATION CHANGE

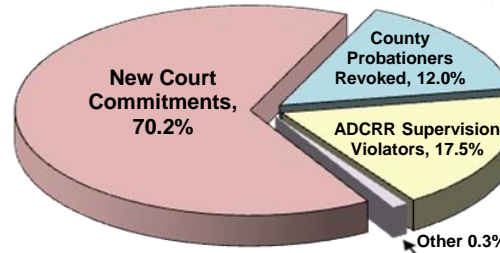


Snap-shot of Population on Last Day of Each Month

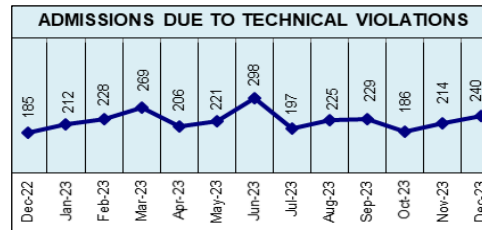
COMMITTED POPULATION BY COUNTY OF CONVICTION



ADCRR HAS ADMITTED 7,379 INMATES FY 2024 YEAR TO DATE



ADCRR HAS RELEASED 7,334 INMATES FY 2024 YEAR TO DATE



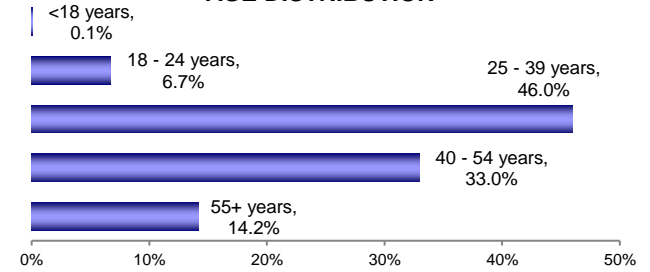
SPECIAL POPULATION GROUPS

SENTENCE TYPE	MALE	FEMALE	TOTAL
Death Row	108	3	111
Minors	36	0	36
Veterans	1,538	22	1,560

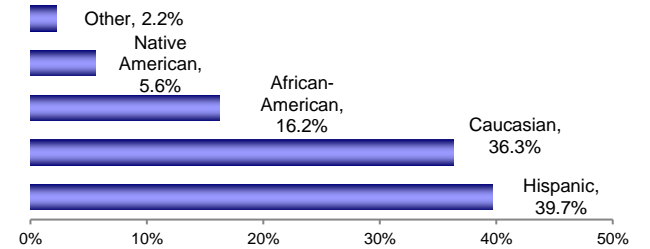
CITIZENSHIP / GENDER DISTRIBUTION

	MALE	FEMALE	TOTAL	%
US Citizens	28,895	3,100	31,995	92.9%
Crim Aliens	2,363	64	2,427	7.1%
TOTAL	31,258	3,164	34,422	100.0%
%	90.8%	9.2%		100.0%

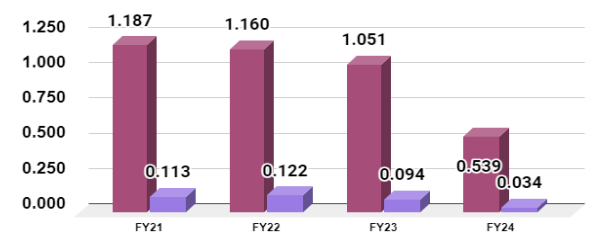
AGE DISTRIBUTION



ETHNIC DISTRIBUTION



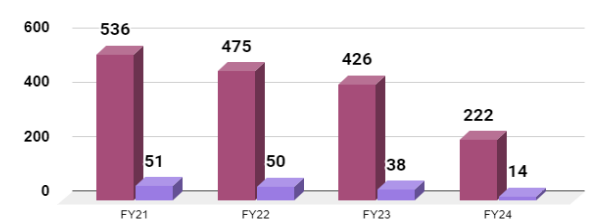
TOTAL STAFF ASSAULTED PER 1000 INMATES



Through 12-31-23 ADCRR and Contract Beds**Closed cases only**

■ Assaults ■ Assaults with Injury

TOTAL STAFF ASSAULTED



Through 12-31-23 ADCRR and Contract Beds**Closed cases only**

■ FY Assaults ■ FY Assaults with Injury

ADCRR CONSTITUENT CONTACTS	1,279
ADCRR PERSONNEL ON MILITARY LEAVE	60
ADCRR PERSONNEL ON MILITARY STANDBY	20