

**JANUARY 2021**

**INMATE PROGRAMS**

ADCRR assesses the recidivism risk and programming needs of each inmate during intake. Assessment results, along with sentence structure, are used to prioritize inmate programmatic goals and placement. *These figures represent a snapshot in time and do not include inmates who have already completed the programs.*

Program Enrollment	Sub-Total	TOTAL
ADCRR Education		<b>4,976</b>
Functional Literacy	2,603	
High School Equivalency	1,957	
Special Education	88	
Career & Technical Education	328	
Addiction Treatment *		<b>781</b>
Sex Offender Treatment		<b>205</b>
Self-Improvement		<b>2,040</b>
Work Programs		<b>19,588</b>
Arizona Correctional Industries		
· Labor Contracts	1,139	
· Owned & Operated	585	
Intergovernmental Agreements	495	
Work Incentive Pay Program	17,369	
<b>Total Program Enrollments **</b>		<b>27,590</b>

\* Seventy-eight percent of inmates assessed at intake have significant substance abuse histories.

\*\* Inmates may be enrolled in more than one program.

**INMATE CONTRIBUTIONS / REPARATIONS**

AZ COMMUNITY LABOR	This Month	FY YTD
Fire Crew Hours	-	16,386
Public Sector Work Crew Hours	508	11,991
ADOT Crews Hours	340	3,224

**AZ CRIME VICTIMS**

Court Ordered Restitution Collected	\$177,015	\$1,246,289
Victims' Compensation Collected	\$2,774	\$17,374
Victim Notifications of Release	187	1,638

**INMATE HEALTH SERVICES**

Hospital Admissions.....	164
Inmates With: HIV...301 Active TB...0 Hepatitis C...7,085	
Inmates Requiring Ongoing Mental Health Services.....	10,416

**INMATE CONDUCT / INMATE GRIEVANCES**

Inmate / Inmate Assaults.....20	Inmate Grievances.....295
Inmate / Staff Assaults.....49	

**JANUARY 2021**

**INMATE COMMITMENT OFFENSES**

OFFENSE	US Citizens	Crim. Aliens	TOTAL	%
Arson	128	3	131	0.4%
Assault	4,931	220	5,151	13.8%
Auto Theft	1,807	30	1,837	4.9%
Burglary/Criminal Trespass	2,198	47	2,245	6.0%
Child/Adult Abuse	266	11	277	0.7%
Child Molestation	1,279	284	1,563	4.2%
Criminal Damage	146	5	151	0.4%
Domestic Violence	148	2	150	0.4%
Drug Possession (All)	2,600	51	2,651	7.1%
<i>Marijuana Only</i>	78	4	82	0.2%
Drug Sales/Trafficking	3,664	644	4,308	11.5%
DUI	1,025	88	1,113	3.0%
Escape	129	2	131	0.4%
Forgery	280	2	282	0.8%
Fraud	222	6	228	0.6%
Identity Theft	334	5	339	0.9%
Kidnapping	1,066	185	1,251	3.3%
Manslaughter/Neg. Homicide	660	82	742	2.0%
Murder	2,890	371	3,261	8.7%
Other	1,553	79	1,632	4.4%
Rape/Sexual Assault	476	61	537	1.4%
Robbery	3,261	144	3,405	9.1%
Sex Offense	2,652	311	2,963	7.9%
Theft	730	6	736	2.0%
Trafficking in Stolen Property	511	5	516	1.4%
Weapons Offense	1,667	47	1,714	4.6%
<b>TOTAL</b>	<b>34,701</b>	<b>2,695</b>	<b>37,396</b>	<b>100.0%</b>
<b>%</b>	<b>92.8%</b>	<b>7.2%</b>	<b>100.0%</b>	

**INMATE CRIMINAL HISTORY**

	US Citizens	Crim. Aliens	TOTAL	%
Violent Offenders *	23,502	1,814	25,316	67.7%
· <i>Current</i>	19,243	1,752	20,995	56.1%
· <i>Historical</i>	4,259	62	4,321	11.6%
Non-Violent Offenders	11,199	881	12,080	32.3%
<b>TOTAL</b>	<b>34,701</b>	<b>2,695</b>	<b>37,396</b>	<b>100.0%</b>

\* Total Violent Offenders; includes offenders of a non-violent statute who have used a weapon or caused an injury

	US Citizens	Crim. Aliens	TOTAL	%
Prior ADCRR Prison Term	18,596	406	19,002	50.8%
First ADCRR Prison Term	16,105	2,289	18,394	49.2%
<b>TOTAL</b>	<b>34,701</b>	<b>2,695</b>	<b>37,396</b>	<b>100.0%</b>

**The Arizona Department of Corrections Rehabilitation and Reentry**

David Shinn, Director

**CORRECTIONS AT A GLANCE**



**JANUARY 2021**

This report contains preliminary statistics as of the end of the month. Changes/updates will be posted on the ADCRR website. Please refer to the online reports for the most current data.

**For further information, contact:**  
 Arizona Department of Corrections  
 Rehabilitation and Reentry  
 1601 West Jefferson Street  
 Phoenix, Arizona 85007  
 602-542-5497  
<https://corrections.az.gov/>

This document is available in alternative formats by contacting Central Office Public Access at: 602-542-5886

**ADCRR CENSUS**

\*OP CAP: Operating Capacity Beds = Rated Beds + Temporary Beds

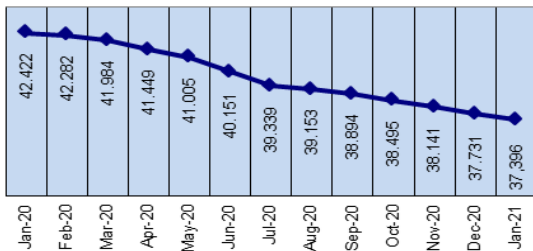
FACILITY	RATED	TEMP	OP CAP*	POP
<b>MALE - STATE</b>				
ASPC-Douglas	1,805	343	2,148	1,893
ASPC-Eyman	3,984	1,793	5,777	5,290
ASPC-Florence	3,284	697	3,981	2,705
ASPC-Phoenix	552	168	720	490
ASPC-Lewis	5,093	870	5,963	4,589
ASPC-Safford	1,453	416	1,869	1,317
ASPC-Tucson	4,600	509	5,109	4,905
ASPC-Winslow	1,626	216	1,842	1,190
ASPC-Yuma	4,350	420	4,770	4,322
<b>STATE TOTAL</b>	<b>26,747</b>	<b>5,432</b>	<b>32,179</b>	<b>26,701</b>
<b>PRIVATE TOTAL</b>	<b>7,900</b>	<b>662</b>	<b>8,562</b>	<b>7,108</b>
<b>MALE - TOTAL</b>	<b>34,647</b>	<b>6,094</b>	<b>40,741</b>	<b>33,809</b>
<b>FEMALE - STATE</b>				
ASPC-Douglas	100	0	100	81
ASPC-Lewis	11	0	11	2
ASPC-Perryville	4,214	141	4,355	3,504
<b>FEMALE - TOTAL</b>	<b>4,325</b>	<b>141</b>	<b>4,466</b>	<b>3,587</b>
<b>PRISON TOTAL</b>	<b>38,972</b>	<b>6,235</b>	<b>45,207</b>	<b>37,396</b>
<b>COMMUNITY SUPERVISION OFFENDERS</b>				<b>5,019</b>
<b>ADCRR TOTAL</b>				<b>42,415</b>

**INMATE BED CAPACITY & POPULATION DETAIL**

CATEGORY	MALE	FEMALE	TOTAL
Operating Capacity Beds	40,741	4,466	45,207
Inmate Population	33,809	3,587	37,396
Bed Surplus / (Deficit)	6,932	879	7,811
Month's Admissions	797	89	886
Month's Releases	1,064	157	1,221
Month's Growth	(267)	(68)	(335)

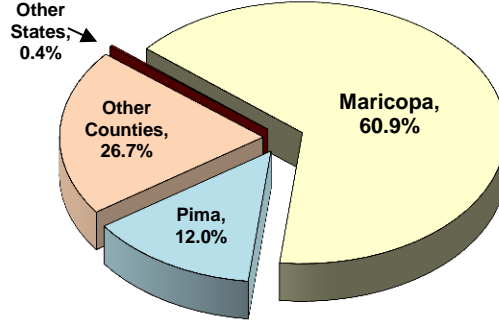
(Releases Served an Average of 33 months)

**MONTHLY POPULATION CHANGE**

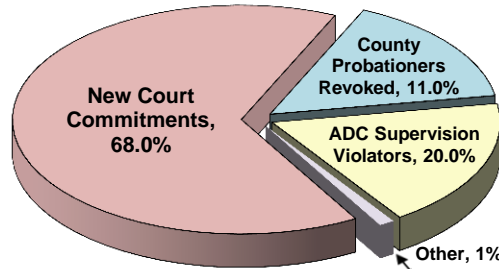


Snap-shot of Population on Last Day of Each Month

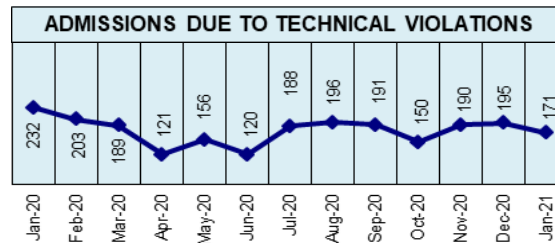
**COMMITTED POPULATION BY COUNTY OF CONVICTION**



**ADCRR HAS ADMITTED 6,382 INMATES FY 2021 YEAR TO DATE**



**ADCRR HAS RELEASED 9,137 INMATES FY 2021 YEAR TO DATE**



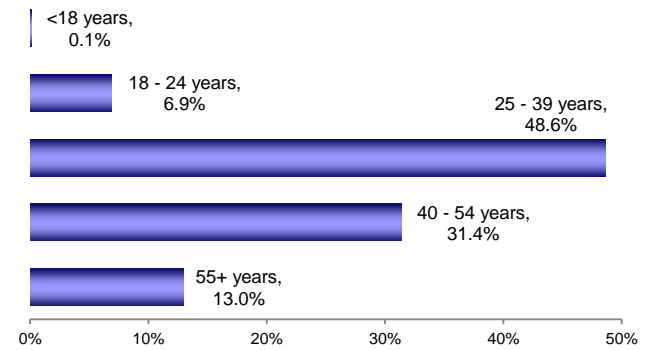
**SPECIAL POPULATION GROUPS**

SENTENCE TYPE	MALE	FEMALE	TOTAL
Death Row	113	3	116
Minors	38	2	40
Veterans	2,015	21	2,036

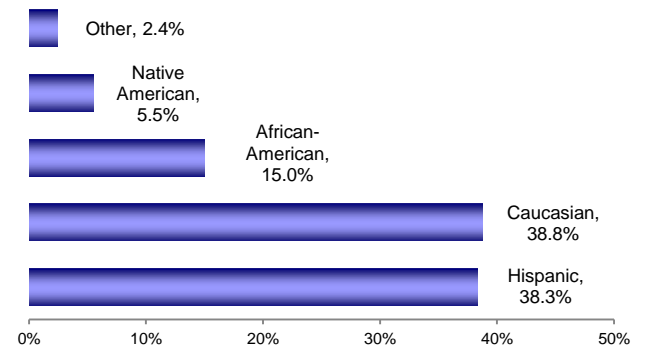
**CITIZENSHIP / GENDER DISTRIBUTION**

	MALE	FEMALE	TOTAL	%
US Citizens	31,214	3,487	34,701	92.8%
Crim Aliens	2,595	100	2,695	7.2%
<b>TOTAL</b>	<b>33,809</b>	<b>3,587</b>	<b>37,396</b>	<b>100.0%</b>
<b>%</b>	<b>90.4%</b>	<b>9.6%</b>		<b>100.0%</b>

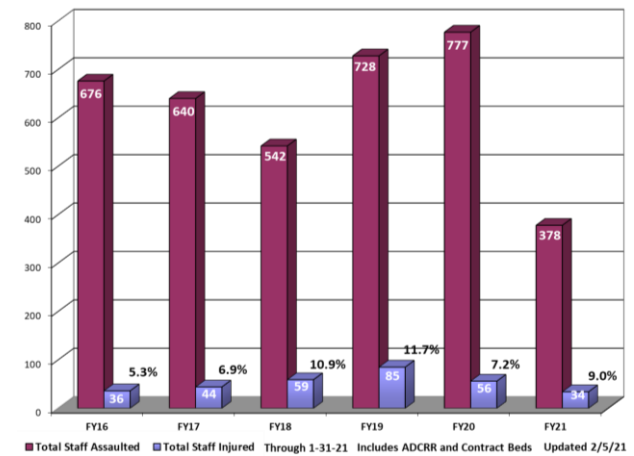
**AGE DISTRIBUTION**



**ETHNIC DISTRIBUTION**



**TOTAL STAFF ASSAULTED - WITH INJURY**



■ Total Staff Assaulted ■ Total Staff Injured Through 1-31-21 Includes ADCRR and Contract Beds Updated 2/5/21

<b>ADCRR CONSTITUENT CONTACTS</b>	1,279
<b>ADCRR PERSONNEL ON MILITARY LEAVE</b>	91
<b>ADCRR PERSONNEL ON MILITARY STANDBY</b>	55