



ARIZONA DEPARTMENT OF CORRECTIONS, REHABILITATION AND REENTRY

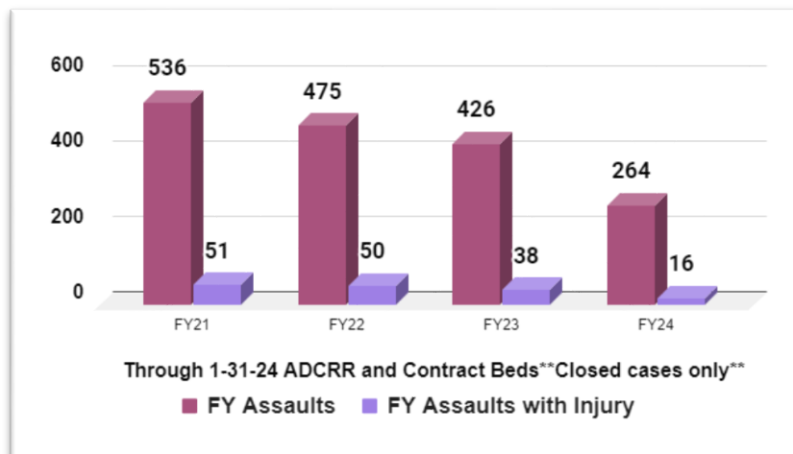
Inmate Assault, Self-Harm, & Mortality Data

FY 2024 as of 1/31/2024

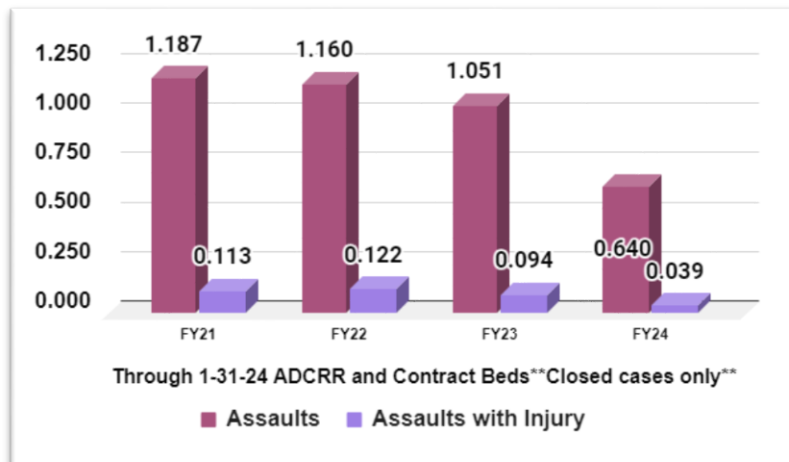
TOTAL STAFF ASSAULTED – WITH INJURY				
Case Type	FY21	FY22	FY23	*FY24
Closed Cases	537	446	406	264
Pending Decision	0	21	20	25
Totals	537	467	426	289

*FY 2024 as of 1/31/2024

TOTAL STAFF ASSAULTED



TOTAL STAFF ASSAULTED PER 1000 INMATES



*FY 2024 - Contract Beds represent the lowest custody level (minimum) and two medium security units.

INMATE ON STAFF ASSAULTS CASE SUBMISSION AND DISPOSITION

FISCAL YEAR	FY21		FY22		FY23		*FY24		TOTAL	TOTAL
Submitted for Prosecution	62		90		77		48		277	PERCENT
Convictions	48	77.4%	53	58.9%	20	26.0%	0	0.0%	121	43.7%
Indicted - Pending Disposition	3	4.8%	13	14.4%	21	27.3%	2	4.2%	39	14.1%
Declined/Dismissed	9	14.5%	15	16.7%	6	7.8%	2	4.2%	32	11.6%
Pending CA Decision	2	3.2%	9	10.0%	30	39.0%	44	91.7%	85	30.7%
TOTAL	62	100.0%	90	100.0%	77	100.0%	48	100.0%	277	100.0%

*FY 2024 as of 1/31/2024

Includes ADCRR and Contract Beds

CA – County Attorney

Of the 121 convictions since FY 2021, 57 (47%) resulted in sentences to be served consecutively; and 33 (27%) resulted in sentences to be served concurrently; and 31 (26%) convictions not yet sentenced.

INMATE DISCIPLINARY ACTIONS RESULTING FROM STAFF ASSAULT

Fiscal Year	Disciplinary	Serious Incident Report (SIR)	Disciplinary per SIR
FY21	537	589	0.91
FY22	446	514	0.87
FY23	406	504	0.81
*FY24	264	463	0.57
	1,653	2,070	

*FY 2024 as of 1/31/2024; does not include cases that are pending

Includes ADCRR and Contract Beds

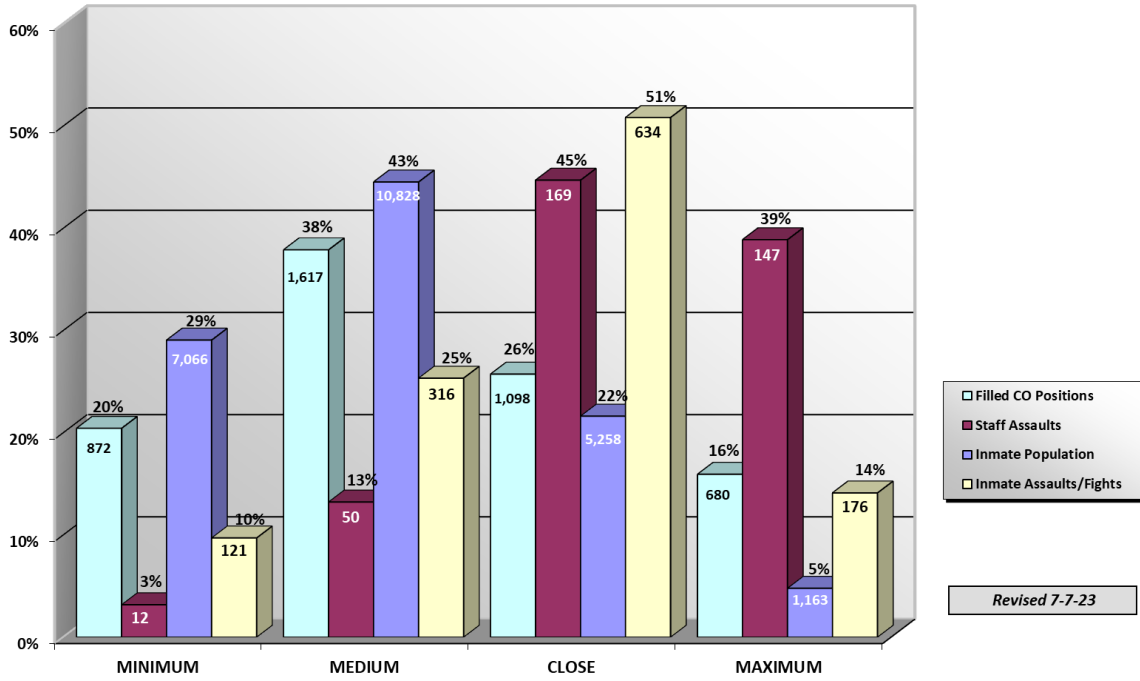
INMATE ON INMATE ASSAULTS AND FIGHTS

	FY21	FY22	FY23	FY24
ADCRR	1,353	1,168	1,247	1,128
**Contract Beds	127	112	189	221
Totals	1,480	1,280	1,436	1,349

*FY 2024 as of 1/31/2024

**Contract Beds represent the lowest custody level (minimum) and two medium security units.

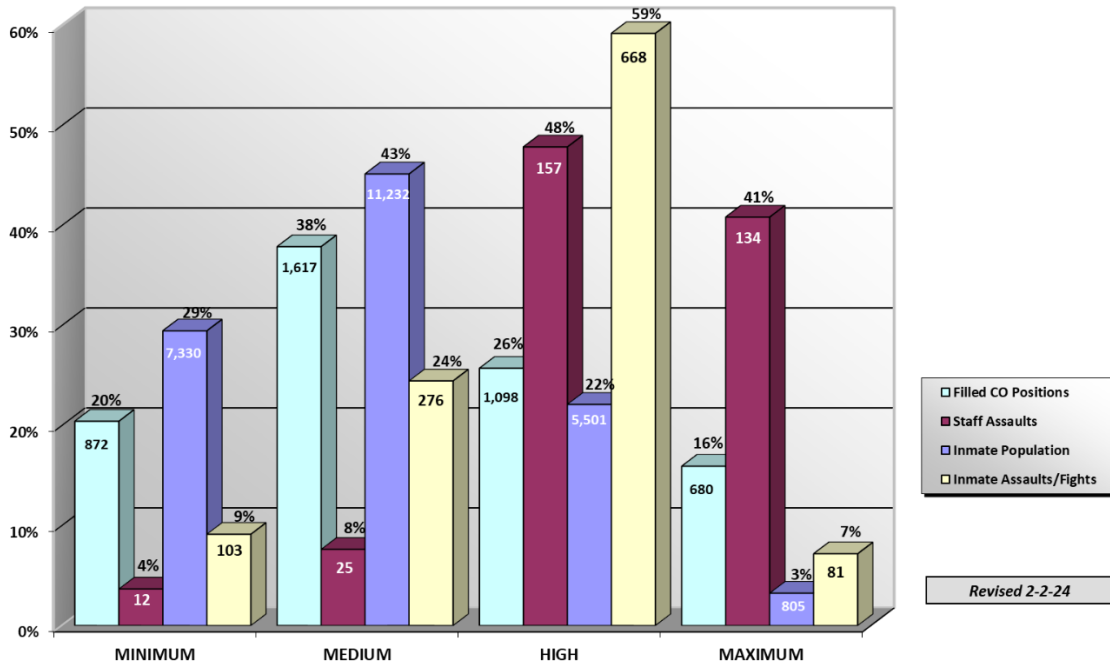
Population and Assault-Fight Comparison FY 2023



"Filled CO Positions" refers to ADCRR staff only; this graph excludes Contract Beds.
*Total reported before discipline process is completed.

Revised 7-7-23

Population and Assault-Fight Comparison FY 2024 (Through 1-31-24)



"Filled CO Positions" refers to ADCRR staff only; this graph excludes Contract Beds.
*Total reported before discipline process is completed.

Revised 2-2-24

INMATE SELF-INJURIOUS BEHAVIOR AND SUICIDE ATTEMPTS

Because not all acts of inmate self-harm are suicide attempts, the Arizona Department of Corrections, Rehabilitation and Reentry (ADCRR) has adopted a new method of counting acts of inmate self-harm as of July 2018. This would include any level of lethality (superficial, moderate, serious, etc.) Based on a review by medical/mental health staff, these incidents will now be categorized as one of the following, based on the definitions below:

- Self-Injurious Behavior - Any act of self-harm without the intention to end one’s life.
- Suicide Attempt - Any act of self-harm with the intention to end one’s life.

This distinction will allow ADCRR to better understand these incidents and continue to refine prevention techniques.

FY	Self-Injurious Behavior						Suicide Attempt						Unknown	Suicide	TOTALS
	C	O/I	B	H/S	M	Total	C	O/I	B	H/S	M	Total			
FY21	850	239	484	98	13	1684	15	6	2	29	0	52	0	10	1746
FY22	679	207	367	67	13	1333	18	12	0	40	1	71	0	10	1414
FY23	756	328	397	90	0	1571	9	11	0	15	0	35	0	5	1611
FY24*															
Jul-23	105	30	31	4	0	170	1	2	0	2	0	5	0	2	177
Aug-23	88	29	45	8	0	170	1	0	0	2	0	3	0	0	173
Sep-23	72	46	32	4	0	154	1	0	0	0	0	1	0	0	155
Oct-23	65	33	44	3	0	145	1	1	0	2	0	4	0	0	149
Nov-23	44	22	51	3	0	120	0	0	0	0	0	0	0	1	121
Dec-23	67	44	25	6	0	142	1	0	1	1	0	3	0	3	148
Jan-24	68	40	30	7	0	145	0	0	0	0	0	0	0	2	147

*FY 2024 Data collected as of 1/31/2024. Includes ADCRR and Contract Beds

- C: Cutting/Burning/Biting: Any act of self-harm through inflicting cuts, burns, or bites to the skin's surface; includes any level of lethality (superficial, moderate, serious, etc.)
- O/I: Overdose/Ingestion/Insertion: Ingesting, Any act of self-harm through ingesting/inserting of substances (drugs, medications, non-edible, etc.) or foreign bodies.
- B: Blunt Force: Any act of self-harm through blunt force (hitting self, head banging, kicking, jumping, etc.)
- H/S: Hanging/Strangulation: Any act of self-harm through restricting, blocking, or limiting the breathing function/ability (hanging, strangulating, choking, etc.)
- M: Miscellaneous: All other acts of self-harm not otherwise captured in the above categories.

INMATE DEATHS BY YEAR AND CAUSE

TYPE	FY 21	FY 22	FY 23	FY 24*	Total
Natural Causes	136	116	103	49	404
Suicide	10	10	6	8	34
Accident	5	19	15	8	47
Homicide	2	1	3		6
Execution		2	1		3
Pending OME				3	3
TOTAL	153	148	128	68	497
**ADP	37,780	34,324	33,773	*34,547	

*FY 2024 as of 1/31/2024. Includes ADCRR and Contract Beds

*Actual inmate population as of 1/31/2024. **ADP – Average Daily Population (for Fiscal Year)

OME – Office of the Medical Examiner

Cause of death figures are subject to change based on official medical examiner reports, which may be issued in a subsequent month.